



An Roinn Tithíochta,
Rialtais Áitiúil agus Oidhreacht
Department of Housing,
Local Government and Heritage

**Department of Housing,
Local Government and Heritage**

Monthly Homelessness Report

February 2025

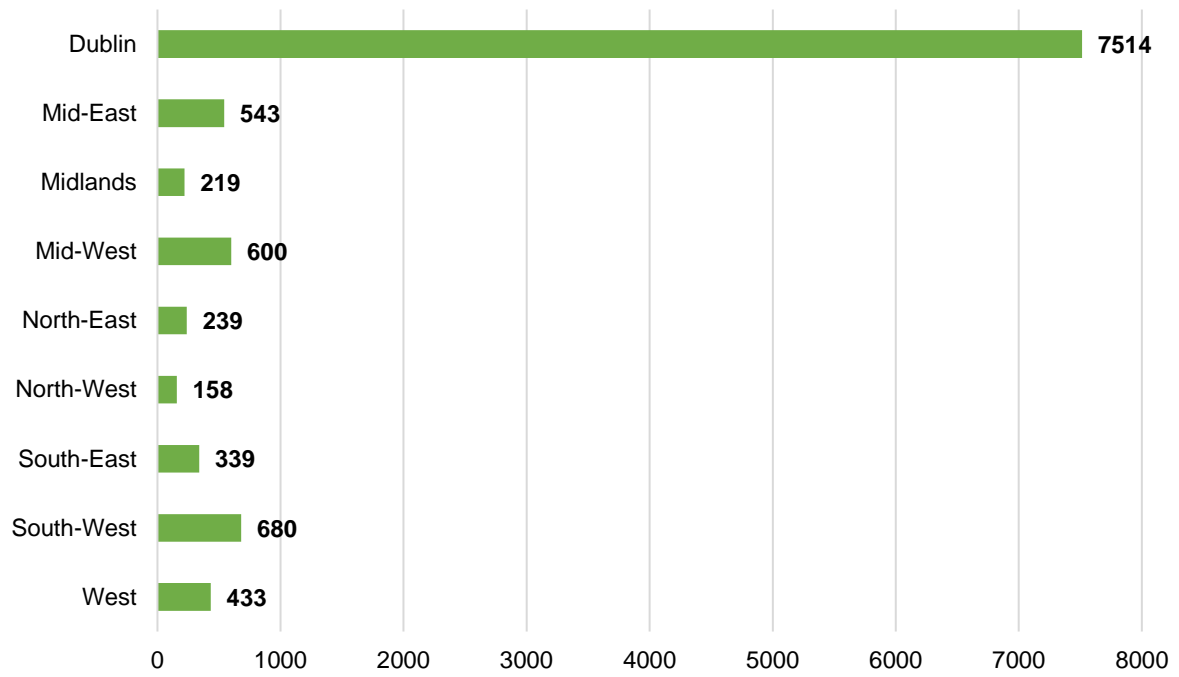
Prepared by the Department of Housing, Local Government and Heritage

gov.ie/housing

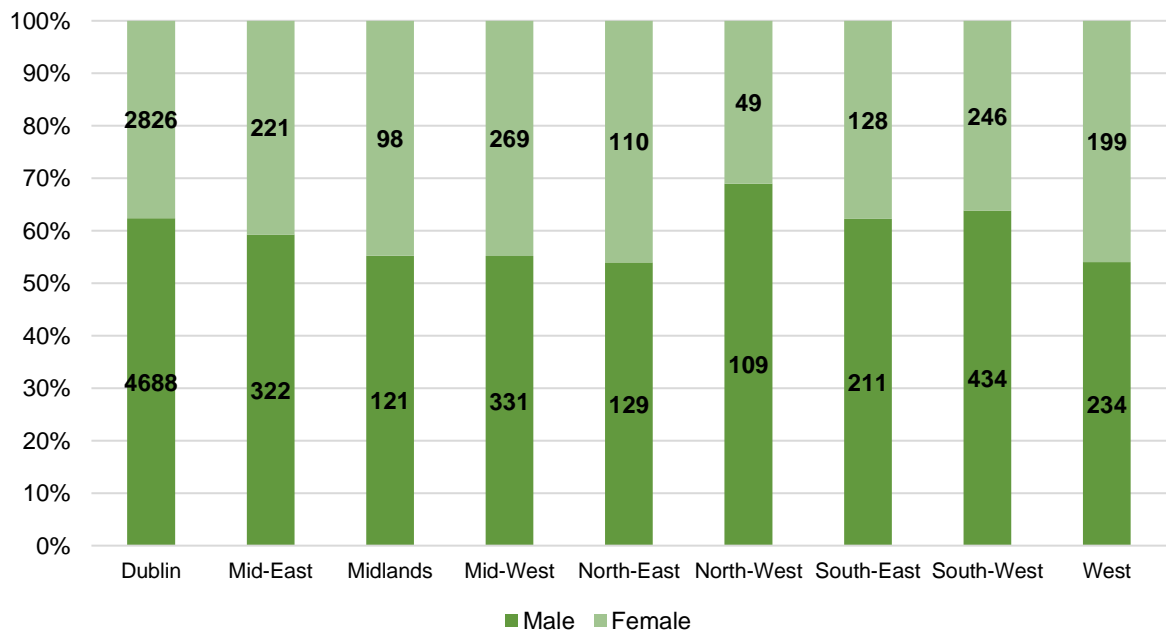
Adults accessing local authority managed emergency accommodation during the week of 17-23 February 2025

Region	Adults	(of which) Single Adults	Male	Female
Dublin	7,514	4,843	4,688	2,826
Mid-East	543	342	322	221
Midlands	219	159	121	98
Mid-West	600	386	331	269
North-East	239	160	129	110
North-West	158	135	109	49
South-East	339	251	211	128
South-West	680	527	434	246
West	433	244	234	199
TOTAL	10,725	7,047 (66%)	6,579 (61%)	4,146 (39%)

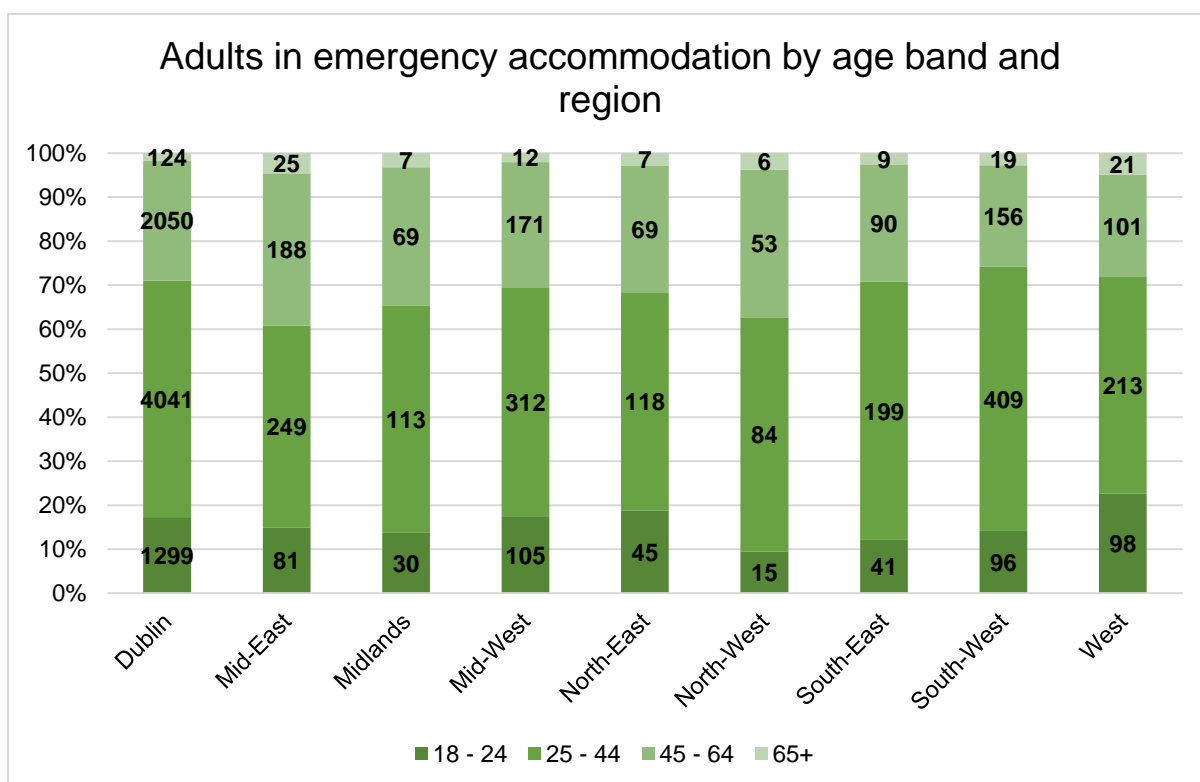
Adults in emergency accommodation by region



Adults in emergency accommodation by gender and region

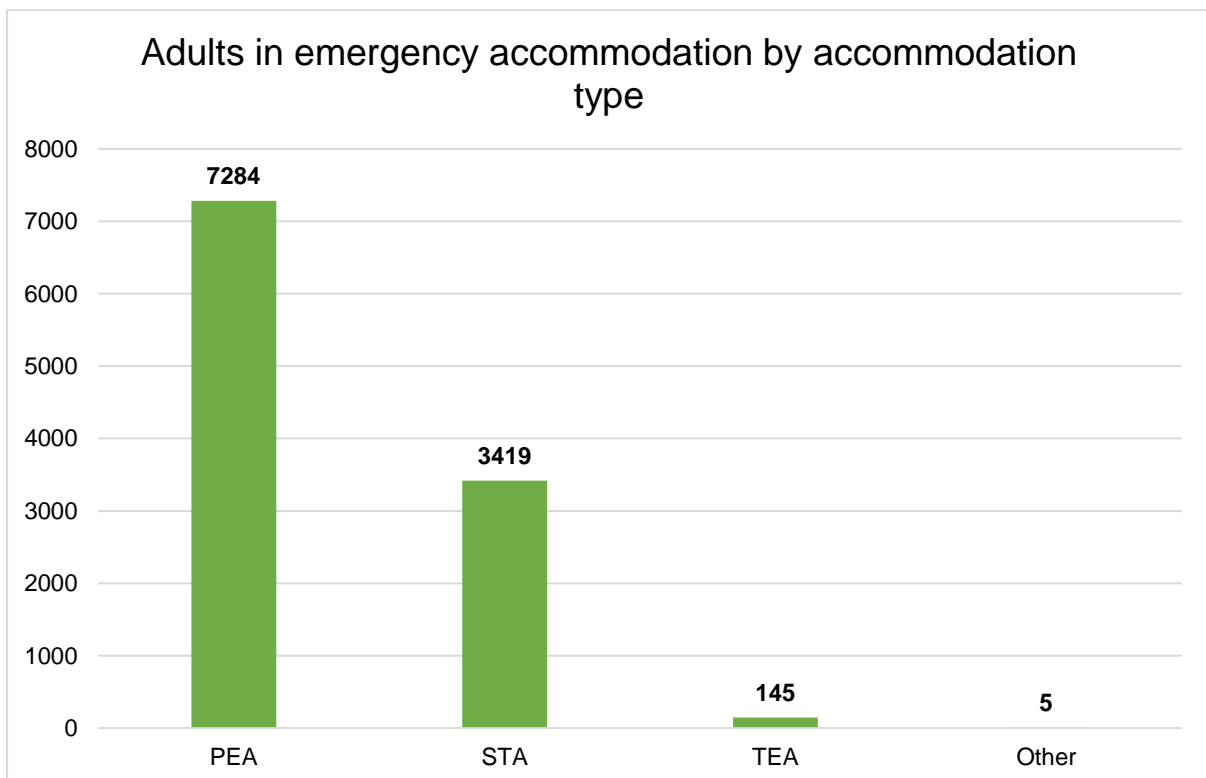


Adults in emergency accommodation by age band and region				
Region	Ages 18-24	Ages 25-44	Ages 45-64	Ages 65+
Dublin	1,299	4,041	2,050	124
Mid-East	81	249	188	25
Midlands	30	113	69	7
Mid-West	105	312	171	12
North-East	45	118	69	7
North-West	15	84	53	6
South-East	41	199	90	9
South-West	96	409	156	19
West	98	213	101	21
TOTAL	1,810 (17%)	5,738 (54%)	2,947 (27%)	230 (2%)

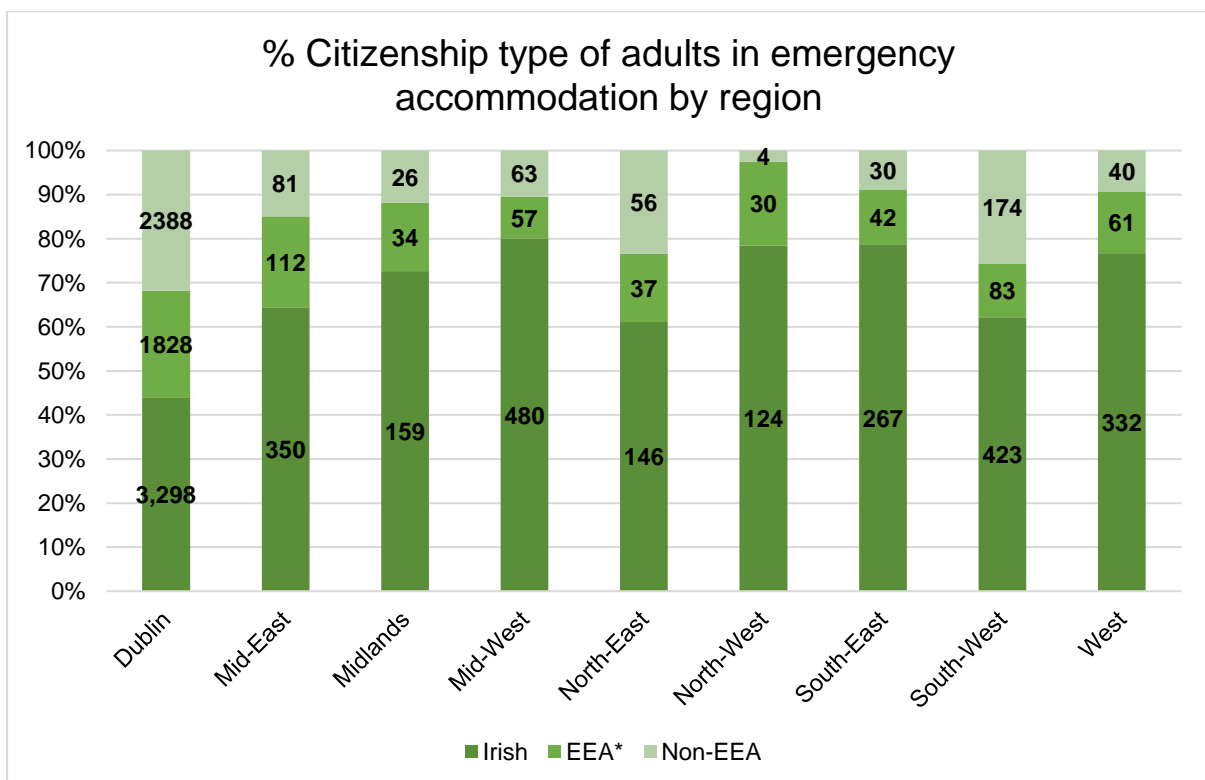


Adults in emergency accommodation by accommodation type and region*				
Region	<i>PEA</i>	<i>STA</i>	<i>TEA</i>	<i>Other</i>
Dublin	5,261	2,219	34	0
Mid-East	380	169	1	0
Midlands	180	0	46	1
Mid-West	286	406	18	0
North-East	126	111	3	0
North-West	101	39	14	4
South-East	122	217	0	0
South-West	493	189	0	0
West	335	69	29	0
TOTAL	7,284	3,419	145	5

* Note: clients may have accessed multiple accommodation types during the week.

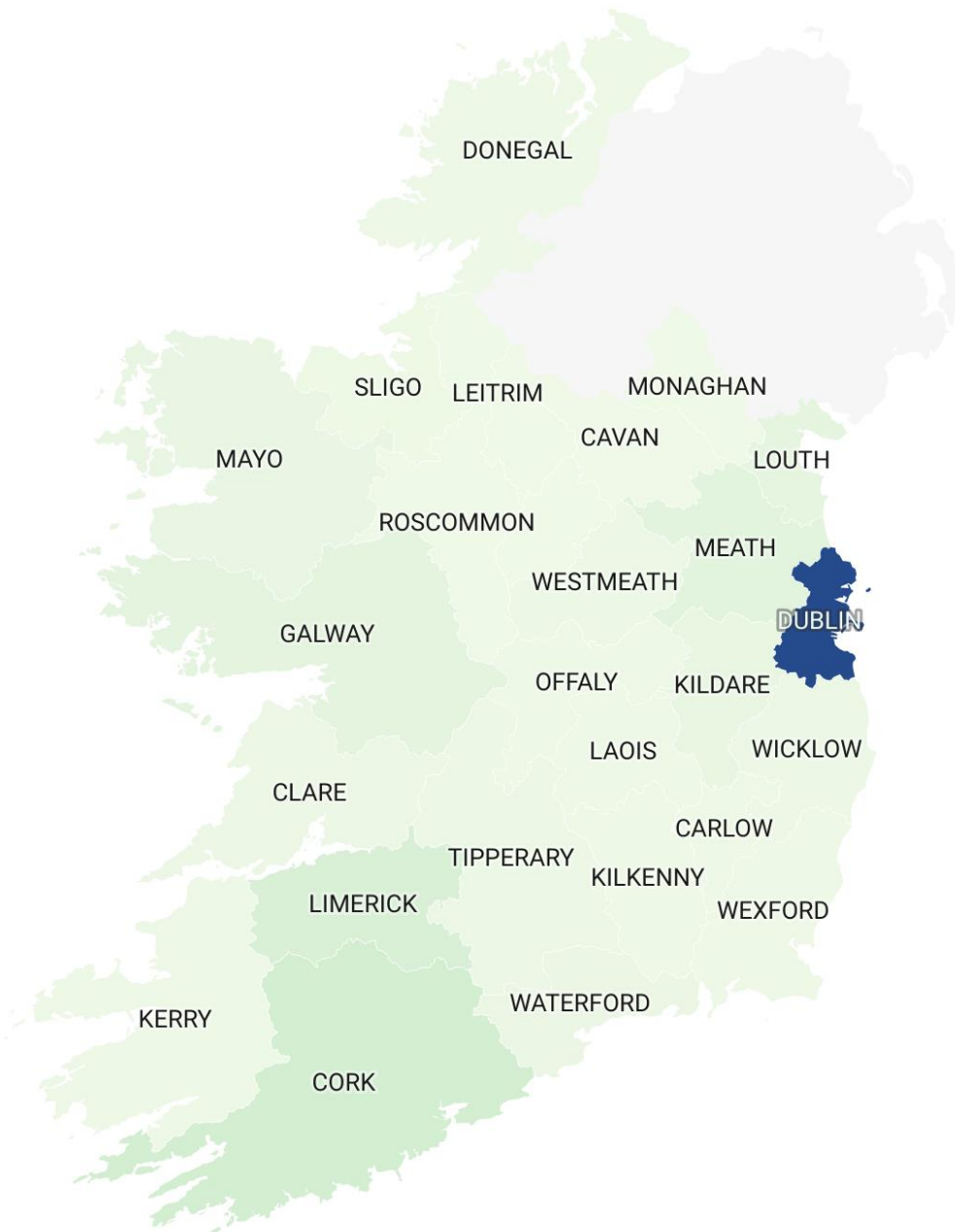


Adults in emergency accommodation by citizenship and region			
Region	<i>Irish</i>	<i>EEA/UK</i>	<i>Non-EEA</i>
Dublin	3,298	1,828	2,388
Mid-East	350	112	81
Midlands	159	34	26
Mid-West	480	57	63
North-East	146	37	56
North-West	124	30	4
South-East	267	42	30
South-West	423	83	174
West	332	61	40
TOTAL	5,579 (52.0%)	2,284 (21.3%)	2,862 (26.7%)



Adults in Emergency Accommodation

17-23 February Adults in Emergency Accommodation



Map: Department of Housing, Local Government and Heritage • Source: Department of Housing, Local Government and Heritage • Created with Datawrapper

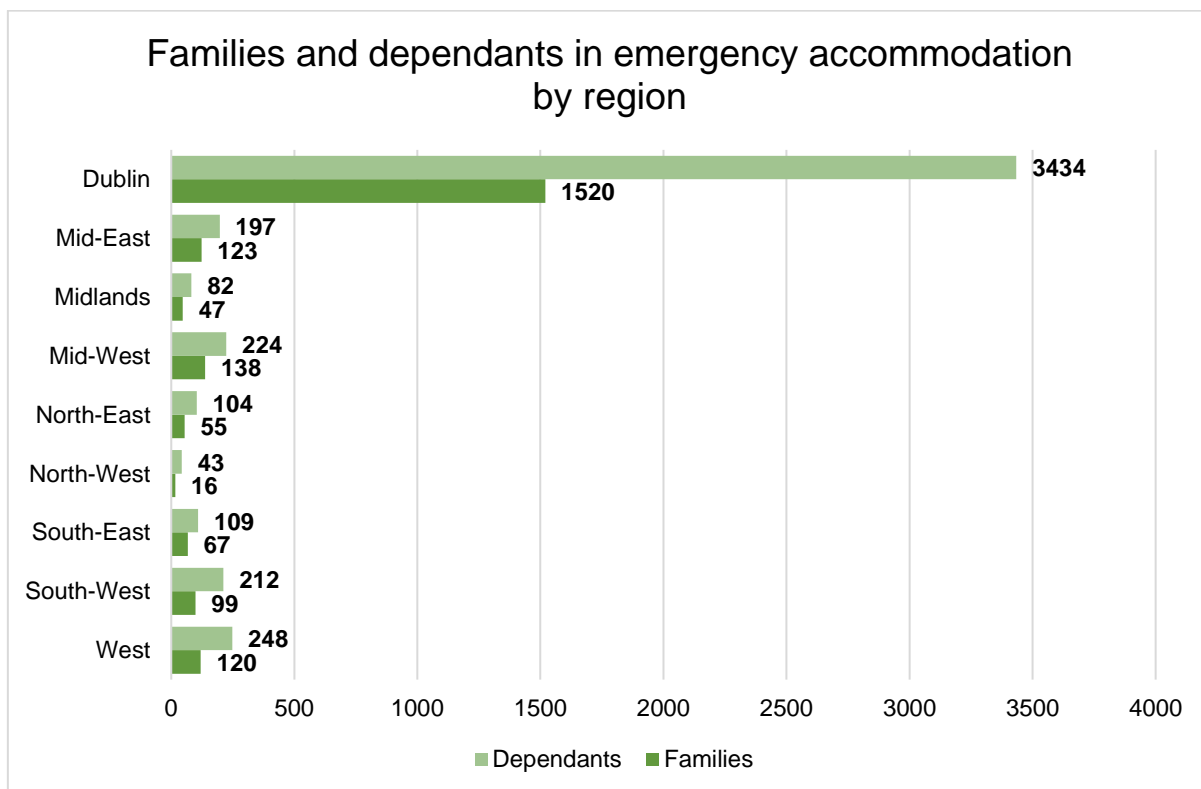
Adults accessing emergency accommodation by Region and County during the week 17-23 February 2025¹

Region	County	
Dublin	Dublin	7,514 (70%)
Mid-East	Kildare	154
	Meath	309
	Wicklow	80
	Sub-Total	543 (5%)
Midlands	Laois	51
	Longford	20
	Offaly	67
	Westmeath	81
	Sub-Total	219 (2%)
Mid-West	Clare	95
	Limerick	505
	Sub-Total	600 (6%)
North-East	Louth	213
	Monaghan	11
	Cavan	15
	Sub-Total	239 (2%)
North-West	Donegal	60
	Leitrim	21
	Sligo	77
	Sub-Total	158 (2%)
South-East	Carlow	40
	Kilkenny	44
	Tipperary	81
	Waterford	120
	Wexford	54
	Sub-Total	339 (3%)
South-West	Cork (Cork City and County Councils)	633
	Kerry	47
	Sub-Total	680 (6%)
West	Galway (Galway City and County Councils)	264
	Mayo	152
	Roscommon	17
	Sub-Total	433 (4%)
National		10,725 (100%)

¹ Where fewer than ten individuals are recorded in a county, data are aggregated in line with best practice described in the Irish Statistical System Code of Practice (ISSCOP).

Families accessing emergency accommodation during the week of 17-23 February 2025

Region	Total Families	(of which) single parent families	Total Adults	Total child dependants
Dublin	1,520	830	2,671	3,434
Mid-East	123	80	201	197
Midlands	47	35	60	82
Mid-West	138	87	214	224
North-East	55	43	79	104
North-West	16	14	23	43
South-East	67	50	88	109
South-West	99	64	153	212
West	120	59	189	248
TOTAL	2,185	1,262 (58%)	3,678	4,653



Quarter 4 2024 Progress Report Data

Exits and Preventions Q4 2024

During Quarter 4 2024, a total of 922 adults exited emergency accommodation by way of a tenancy being created. This represents an increase of 23.9% on the number of exits achieved in Q4 2023.

Adults exiting emergency accommodation		
	Q4 2023	Q4 2024
Local authority lettings	291 (39.1%)	326 (35.4%)
AHB lettings / Long-Term Supported Accommodation (LTSA)	260 (35.0%)	390 (42.3%)
Private rented HAP	193 (25.9%)	206 (22.3%)
	744	922

In 2024, a total of 3,384 adults exited emergency accommodation by way of a tenancy being created. This represents an increase of 20.2% on 2023.

Adults exiting emergency accommodation		
	2023	2024
Local authority lettings	976 (34.7%)	1,251 (36.9%)
AHB lettings / Long-Term Supported Accommodation (LTSA)	974 (34.6%)	1,319 (39%)
Private rented HAP	865 (30.7%)	814 (24.1%)
	2,815	3,384

During Quarter 4 2024, a total of 1,652 adults were prevented from entering emergency accommodation. This represents an increase of 10.9% on the preventions achieved in Q4 2023.

Adults prevented from entering emergency accommodation		
	Q4 2023	Q4 2024
Local authority lettings	708 (47.5%)	166 (10.0%)
LA Tenant in Situ (TiS) Acquisitions	N/A	765 (46.3%)
AHB lettings / Long-Term Supported Accommodation (LTSA)	215 (14.4%)	184 (11.2%)
Private rented HAP	567 (38.1%)	537 (32.5%)
	1,490	1,652

In 2024, a total of 5,509 adults were prevented from entering emergency accommodation. This represents an increase of 36.6% on the number of preventions achieved in 2023.

Adults prevented from entering emergency accommodation		
	2023	2024
Local authority lettings	1,449 (35.9%)	679 (12.4%)
LA Tenant in Situ (TiS) Acquisitions	N/A	1,676 (30.4%)
AHB lettings / Long-Term Supported Accommodation (LTSA)	569 (14.1%)	734 (13.3%)
Private rented HAP	2,015 (50%)	2,420 (43.9%)
	4,033	5,509

Housing First

Region	Total tenancies created in Q4 2024	Total number of individuals currently in a tenancy	Total number of tenancies created under current Plan 2022-2026
Dublin	22	545	372
Mid-East	2	82	73
Midlands	4	49	36
Mid-West	11	53	48
North-East	2	52	34
North-West	1	31	18
South-East	9	102	94
South-West	5	81	81
West	7	72	58
Total	63	1,067	814²

Rough Sleeper Count Dublin

The Dublin rough sleeper count for winter 2024, carried out over the week of 4-10 November, was published on 3 January 2025. It reports an increase in rough sleeping since spring 2024 and winter 2023. The total number of unique individuals engaged with by Outreach Teams during the count week was 134, which represents an increase of 6 persons (4.7%) on spring 2024 when 128 individuals were found to be rough sleeping during the count week of 8-14 April 2024. It represents an increase of 16 persons (13.6%) on the winter 2023 count carried out the week of 6-12 November 2023.

Homeless statistics and regional structures

The Department's official homelessness statistics are published on a monthly basis and refer to the number of homeless persons accommodated in emergency accommodation funded and overseen by housing authorities during a specific count week, typically the last full week of the month. The reports are produced through the Pathway Accommodation & Support System (PASS), collated on a regional basis and compiled and published by the Department. Homelessness reporting commenced in this format in 2014.

Monthly homelessness data are published to www.housing.gov.ie on the last working Friday of every month. These data are also available in open format on www.data.gov.ie and are made available under the [Creative Commons CC BY 4.0 License](https://creativecommons.org/licenses/by/4.0/), and are available for reproduction elsewhere, subject to appropriate credit being given to the Department of Housing, Local Government and Heritage.

The administration of homeless services is organised across nine administrative regions, with one local authority in each of the regions, "the lead authority", having overall responsibility for the disbursement of Exchequer funding. In each region a Joint Homelessness Consultative Forum exists which includes

² In Housing First, tenancies created towards the end of a period may not be captured in the reporting in the Quarter they are created. In these cases local authorities back date the tenancy on the system. As a result the number of tenancies in a Quarter may be understated. The figure reported for the entire year includes all tenancies.

representation from the relevant State and non-governmental organisations involved in the delivery of homeless services in a particular region. Delegated arrangements are governed by an annually agreed protocol between the Department and the lead authority in each region. These protocols set out the arrangements, responsibilities and financial/performance data reporting requirements for the delegation of funding from the Department.

Under *Sections 38 and 39 of the Housing (Miscellaneous Provisions) Act 2009* a statutory Management Group exists for each regional forum. This is comprised of representatives from the relevant housing authorities and the Health Service Executive, and it is the responsibility of the Management Group to consider issues around the need for homeless services and to plan for the implementation, funding and co-ordination of such services.

Glossary

PEA - Private Emergency Accommodation: include hotels, B&Bs and other residential facilities that are used on an emergency basis. Supports are provided to services users on a visiting supports basis.

STA - Supported Temporary Accommodation: accommodation, including family hubs, hostels, with onsite professional support.

TEA - Temporary Emergency Accommodation: emergency accommodation with no (or minimal) support.

Administrative Regions and Lead Authorities

Region	Lead Authority	Local Authorities in Region
Dublin	Dublin City Council	Dublin City Council Dún Laoghaire-Rathdown County Council Fingal County Council South Dublin County Council
Mid-East	Kildare County Council	Kildare County Council Meath County Council Wicklow County Council
Midlands	Westmeath County Council	Laois County Council Longford County Council Offaly County Council Westmeath County Council
Mid-West	Limerick City and County Council	Clare County Council Limerick City and County Council
North-East	Louth County Council	Louth County Council Cavan County Council Monaghan County Council
North-West	Sligo County Council	Donegal County Council Leitrim County Council Sligo County Council
South-East	Waterford City and County Council	Carlow County Council Kilkenny County Council Tipperary County Council Waterford City and County Council Wexford County Council
South-West	Cork City Council	Cork City Council Cork County Council Kerry County Council
West	Galway City Council	Galway City Council Galway County Council Mayo County Council Roscommon County Council